



FAVOURBROOK

Front Cover:
Black wool twill
'Trompe-l'Oeil' waistcoat,
white poplin 'Gatsby' dress
shirt and charcoal silk scarf

The Favourbrook Report

Established 1990
Jermyn Street , London

At Favourbrook we have removed the starch and stuffiness from the tailoring process. Our friendly and highly experienced staff are not only well versed in the rules and dictates of formal wear but also how to bend or break those rules, always with style and a smile.

Choose from our different levels of service to create your perfect outfit:

Ready to Wear:

the latest styles and silhouettes of this season as well as Favourbrook classics ready for you to slip straight in to.

Made-to-Order:

your choice of style and your choice of cloth, fitted and finished in the Favourbrook way.

Made-to-Measure:

cut by our master cutters and fitted by our master tailors, unique and individually crafted Favourbrook pieces.





Opposite:
Black 'Bedford Cord' morning coat and wedding striped trousers, cream gabardine wool waistcoat, white poplin 'Gatsby' dress shirt and black & white silk tie

Black 'Bedford Cord' morning suit, green 'Coburg' silk waistcoat, white poplin 'Gatsby' dress shirt and sage doupion tie

The Morning Coat

The morning coat or tailcoat of daytime began life in the 1890s as a frock coat that had its front corners cut away, hence it is also known as a "cut-away coat". It was initially considered business attire but went on to replace the frock coat with the advent of the Great War. The all grey suit, that was once a feature at Royal Ascot, is still used by some, but it must be said that the black coat cuts a far more distinguished line and, unlike the grey, is accepted internationally.

Black "Barathea" wool
dueling jacket, grey "Halston"
check trousers, pink stripe
cotton "Gatsby" shirt & claret
"Piedmont" check silk tie

Opposite

Left: David wears Charcoal
"Swarm" three piece suit,
white poplin "Gatsby" shirt &
tie from a selection.

Right: Matthew wears Grey
"Swarm" three piece suit, shirt
& tie as above.





Opposite:

Black "Gotha Herringbone" morning coat with silver wedding stripe trousers, cream gabardine double-breasted waistcoat & black "Poynter" silk tie. Gold watch chain from Somlo Antiques.

Grey 'York' wool & mohair morning suit and silk piped matching waistcoat, white poplin 'Gatsby' dress shirt and silver 'Albert' silk tie





Shirts & Neckwear

The shirt is the foundation on which a fine outfit is built. On that note, we have designed shirts for specific needs; our frill shirt adds a flourish to all occasions, and the “1850” has a cutaway collar and shaved back to create the perfect platform with which to wear a cravat.

The cravat, whose debut in England came under the reign of Charles II, is just a part of our extensive range of neckwear and our knowledge of knots crosses the board. All our ties are cut on the bias, which gives them their strength and ensures a fine knot... if it's the “Mail Coach” or the Full Windsor we are only too happy to impart our knowledge to you.

The Waistcoat

The waistcoat or vest, as we would recognise it, first made its appearance in England on October 7th 1666, by royal proclamation, no less. It was Charles II who modelled his vest, which was inspired by the Court of Shah Abbas in Persia. The “bottom button debate” will be concluded forthwith Edward VIII one day left his bottom button undone, which was then copied as a fashion statement and waistcoats were hence cut 10 to leave the a forementioned button open. Out of respect for our tailors please comply.



Left: Champagne & green 'Eden' embroidered silk waistcoat with sage green silk doupion cravat



Right: Ivory 'Albert' silk waistcoat with ivory duchesse satin tie



Left: Ivory & blue piped linen waistcoat with blue 'Galantha' silk tie



Right: Blue 'Galantha' silk waistcoat with navy 'Beauptort' silk tie



Left: Ivory gabardine and grey piped wool double-breasted waistcoat with black & white 'Wolfe' silk tie



Right: Black moire shawl collared silk waistcoat with matching bow tie



Left: Red & gold lurex embroidered velvet waistcoat with honey doupion silk cravat



Right: Ivory & silver 'April' embroidered silk waistcoat with silver duchesse satin silk tie



Left: Black & gold 'Lignonier' embroidered velvet waistcoat with black grosgrain silk bow tie



Right: Ivory & red 'Herald' silk waistcoat with claret duchesse satin silk tie



Left: Pink 'Galantha' silk waistcoat with wine doupion silk tie



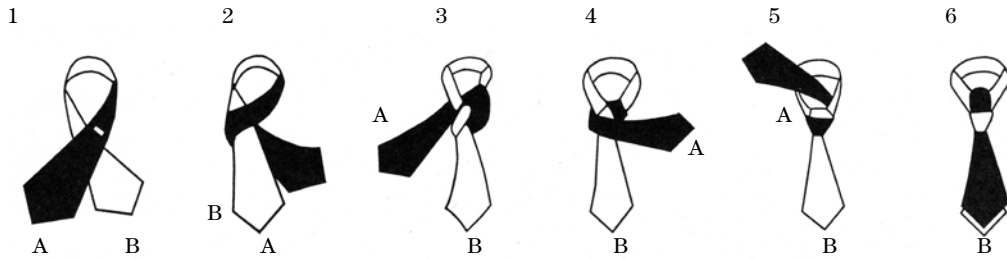
Right: Beige 'Hamilton' silk double-breasted waistcoat with silver duchesse satin silk tie

Tied & Tested

The Long & Short of It

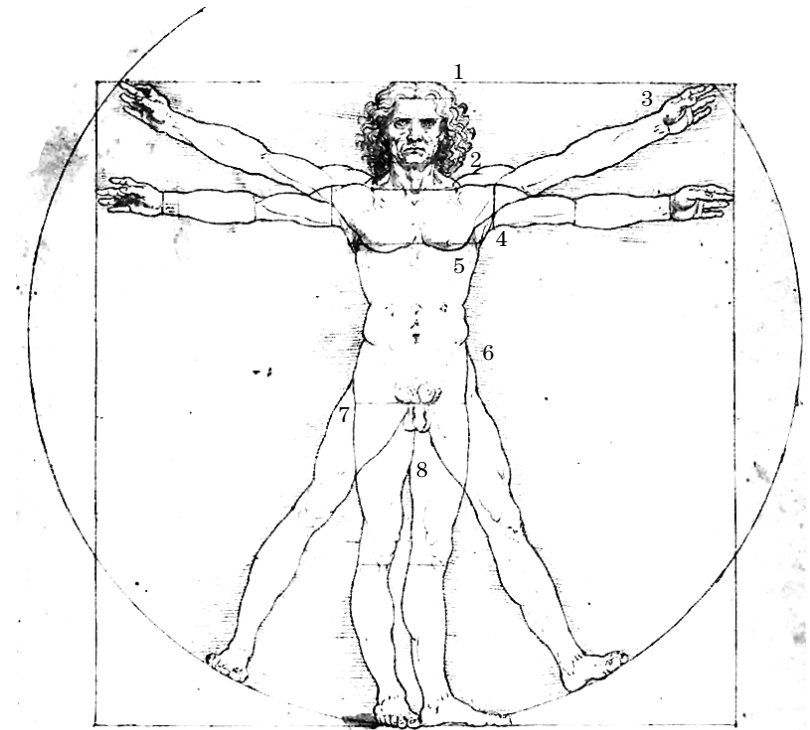
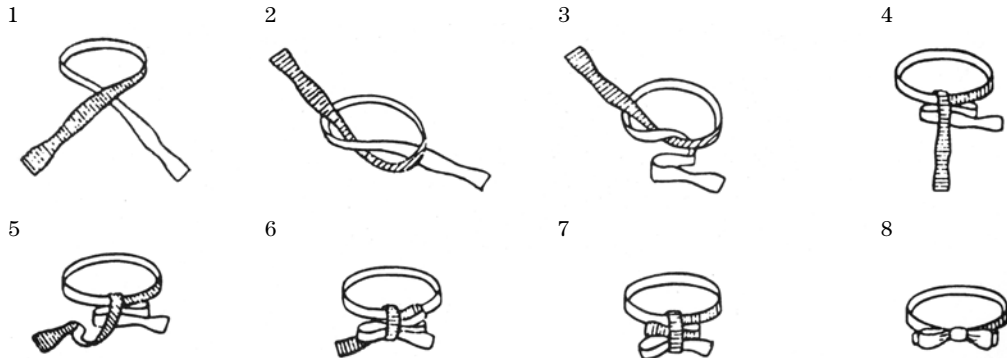
Cravat

- 1: Start with B shorter than A, cross A over B, align with stitches on A
- 2: Then pass A under B
- 3: Bring A up in front of B and turn down through loop
- 4: Pass A around front from left to right
- 5: Then up through neck space
- 6: And pass A down through knot in front, tighten carefully and draw up to collar



Bow Tie

- 1: Right over Left
- 2: Right behind Left and pull tight
- 3: Fold Left
- 4: Right over fold
- 5: Fold Right and ...
- 6: ... Push through behind Left
- 7: Grip loops together and tighten
- 8: Mirrored view



1 Hat: The circumference of your head in inches, measured just above the ears.

2 Shirt collar: Just below the Adam's apple, but slip two fingers inside the tape to ensure comfort.

3 Glove: The circumference of your hand at the knuckles.

4 Sleeve length: From your shoulder joint to your wrist, with your arm lying straight down the body (not 90 degrees, like our friend here).

5 Chest: Nipple height, breathe in first.

6 Waist: Measured horizontally, one to two inches below the navel. Breathe in first.

7 Outside Leg: From hipbone to the beginning of the heel block on the shoes.

8 Inside leg: From the beginning of the heel block on the shoes, to just shy of the family jewels.



Right: Ivory 'Theobald' dinner jacket and black mohair dress trousers, white cotton dress shirt, black silk bow tie and ivory silk scarf



The Dinner Jacket

The "Dinner jacket" or the "Tuxedo". The first appearance of an evening wear jacket without tails is claimed by America. Tobacco heir Griswold Lorillard entered the Tuxedo Club on Tuxedo Park NY wearing an eveningwear jacket without tails on the 10th of October 1886. The discreet reply from Savile Row on this matter was that the Prince of Wales had received his first truncated Tux in 1865. The debate continues but the name has stuck.

The Cummerbund

The cummerbund was adapted from the silk sash worn in India, the "Kamarband". Traditionally the sash had a pocket which evolved into the 16 folds that face upwards.





Opposite:
Black 'Barathea' wool dinner
suit, white 'Pique' cotton dress
shirt, black silk waistcoat and
matching bow tie



Ivory wool dueling jacket,
matching trousers and
waistcoat, white poplin
'Gatsby' dress shirt and ivory
satin tie



Opposite:
Black velvet dinner jacket,
black satin waistcoat and bow
tie, white poplin 'Gatsby' dress
shirt

Burgundy velvet smoking
jacket with black mohair dress
trousers, white poplin pleated
dress shirt & black satin

The Smoking Jacket

The smoking jacket was traditionally donned after dinner when the gentlemen withdrew from the table to smoke. The change of jacket prevented the ladies from being exposed to the strong smell of smoke upon the men's return. They are also an acceptable alternative to the Dinner jacket at country balls and parties in homes.

Navy 'Hopsack' wool cricket blazer, ivory cotton trousers, white seersucker cotton shirt and coral douppion tie

Dry Cleaning the Truth

Between the solvents, mechanical agitation and high drying temperatures a good suit in the wrong hands can quickly become little more than expensive bin liner. To protect your investment choose your dry cleaner wisely.

Clean your suits as infrequently as possible and you'll lengthen their life. A combination of airing, steaming and light pressing will suffice, but use common sense: everyday build up from dirt, sweat and after shave can discolour and deteriorate garments and pressing these into a garment will make the grime permanent.

If you witness these signs it's time to find a new dry cleaner:

Puckering or bubbling:

Threads and fibres in garments cleaned at the wrong temperature can shrink, warping the fit.


Shininess:

Hard and over hot pressing can crush fabric fibres and cause a glossy appearance.

Indentations:

Improper pressing can also leave imprints around pockets and buttons.





'Fontaine' jacket in chardonnay 'Willoughby' silk, worn with pink silk cross-front dress

Womenswear

As well as Favourbrook classics, we start each season with a keen eye on the season's trends. We combine the craftsmanship of our tailors with over a hundred new fabric designs from the finest European mills as well as the highest quality embroidery. Our friendly and experienced staff are prepared and will prepare you for any event.



Care & Maintenance

A good hanger is imperative to ensure the shoulders are supported.

Hang trousers from the cuff, this will keep them pulled into shape by their own weight.

After a day's work a suit requires a day's rest.

Before putting away your suit, brush it down with an appropriate clothes brush, adhesive rolls leave traces of glue.

Moisture is good for a woollen suit, give it a steam and an airing before it is returned to your wardrobe, easily done by putting the shower on hot and hanging your suit in the bathroom for a brief steam then hang it by a window or on a balcony, weather permitting.

Dry cleaning, there are many that say adequate airing, brushing and steaming is enough, stains are treated individually.

Most damage to suits is done in the ironing not the dry cleaning. pared and will prepare you for any 24 event.

The After Party

Wine:

Blot with club soda. The salt helps prevent permanent staining while the carbonation lifts the stain out.

Tomato sauce:

Scrape off excess, then apply a mixture of cool water and liquid dish soap. Blot stubborn stains with white vinegar.

Grease, Fat and Oil:

Blot excess oil with a napkin. Work baking soda or cornstarch into stain to draw it out. Launder with a heavy-duty detergent. Pray.

Ink:

Douse with aerosol hairspray or rubbing alcohol and blot. Sponge detergent on the stain before washing.

Lipstick:

Remove as much as possible with a blunt knife. Dab with baby wipes and then rinse with hot water to dissolve oils.

Coffee, Tea:

Rinse with peroxide, white vinegar, or club soda

Blood:

Rub fabric against itself under cold water. Avoid hot water; it will set the stain.

The Rules:

Almost always blot rather than rub. Rubbing damages the fibres, removes less and can spread or set the stain. Act quickly. The less time the stain sits, the better your chances of removing it. Know your limits. You may do more harm than good with oil based stains. Find a good dry cleaner. pared and will prepare you for any 24 event.

FAVOURBROOK

Menswear

55 Jermyn Street
London SW1Y 6LX
+44 (0)20-7493-5060
shop55@favourbrook.com

Men's Waistcoats and Accessories

19 - 21 Piccadilly Arcade
Jermyn Street
London SW1Y 6NH
+44 (0)20-7499-1921
shop19@favourbrook.com

Womenswear

18 Piccadilly Arcade
Jermyn Street
London SW1Y 6NH
+44 (0)20-7491-2331
shop18@favourbrook.com

www.favourbrook.com

Opening times

Monday to Wednesday 9:30am – 6:30pm
Thursday & Friday 9:30am – 7pm
Saturday 10am – 6pm